



**2013 University of Massachusetts –
Amherst
Spring Elections Report**



Voter Turnout

<u>Number of Voters</u>	<u>Student Population</u>	<u>Percentage of Student Population</u>
President/Vice President		
2920	21,373	13.66%
Student Trustee		
3012	27,269	11.05%

President/Vice President

<u>Candidates</u>	<u>Number of Votes</u>	<u>Percentage</u>
Zachary Broughton/Emily Hajjar	1478	51.44%
Darlene Vu/Preston Davis	1347	46.88%
Write-Ins	48	1.67%

Student Trustee

<u>Candidates</u>	<u>Number of Votes</u>	<u>Percentage</u>
Megan Kingston	1475	50.72%
Garrett Gowen	1204	41.40%
David Morin	183	6.29%
Write-Ins	46	1.58%

Note – There were 4 write-in ballots. One was disqualified for not providing proper identification on the ballot.

Referendum Question


<u>Questions</u>	<u>Answer Options</u>	<u>Number of Votes Received</u>	<u>Percentage</u>
Do you support the continued existence of the MASSPIRG chapter at UMass Amherst funded through a \$11 per student per semester waivable fee? Any student choosing not to support MASSPIRG may waive the fee.	Yes, I support the continued existence of the MASSPIRG chapter at UMass Amherst funded through a \$11 per student per semester waivable fee.	1659	57.84%
	No, I do not support the continued existence of the MASSPIRG chapter at UMass Amherst funded through a \$11 per student per semester waivable fee.	537	18.72%
	I Choose Not to Vote	672	23.43%

Formal Complaints

There were no formal complaints during this election.

This Elections Report was ratified by the Elections Commission to be true and accurate on Friday, March 15, 2013.

Samuel Medeiros
(Chancellor of Elections)




Eric Smith

(Elections Commissioner)




Rita Pirozhkov

(Elections Commissioner)



Rocco Giordano

(Elections Commissioner)



Rachel Burgess

(Elections Commissioner)



Tiffany Tang

(Elections Commissioner)

