

## SGA Public Opinion Poll

Quick statistics: (Plus/Minus)



### Results

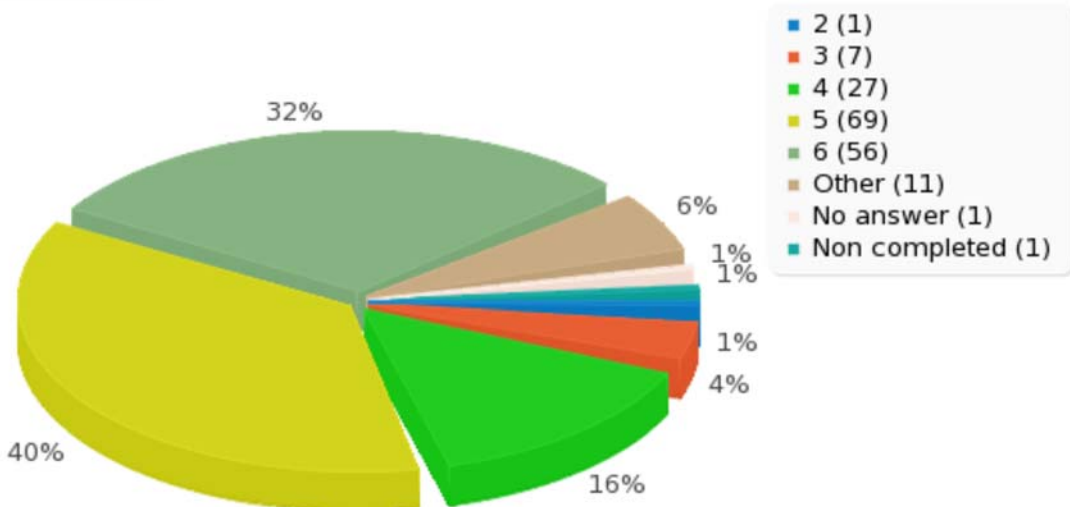
Number of records in this query: 173  
Total records in survey: 173  
Percentage of total: 100.00%

[Browse](#)[Export](#)

### Field summary for 1

How many courses did you take last semester?

Answer	Count	Percentage
1 (1)	0	0.00%
2 (2)	1	0.58%
3 (3)	7	4.05%
4 (4)	27	15.61%
5 (5)	69	39.88%
6 (6)	56	32.37%
Other <a href="#">Browse</a>	11	6.36%
No answer	1	0.58%
Non completed	1	0.58%



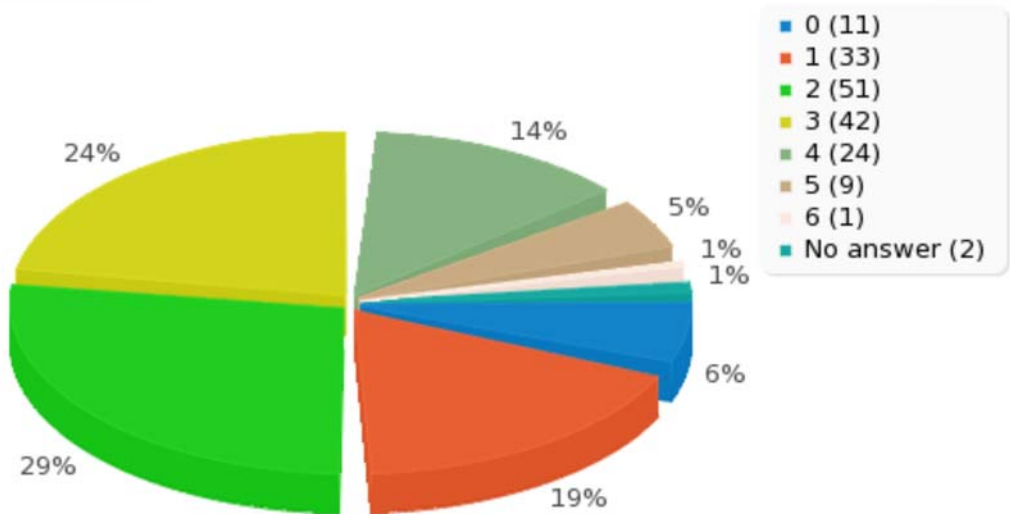
Q1 - How many courses did you take last semester? Other:

1. 7
2. 7
3. 7
4. 8
5. 7
6. 8
7. 8
8. 8
9. 10
10. 7
11. 7

## Field summary for 2

How many of your courses used the plus/minus system last semester?

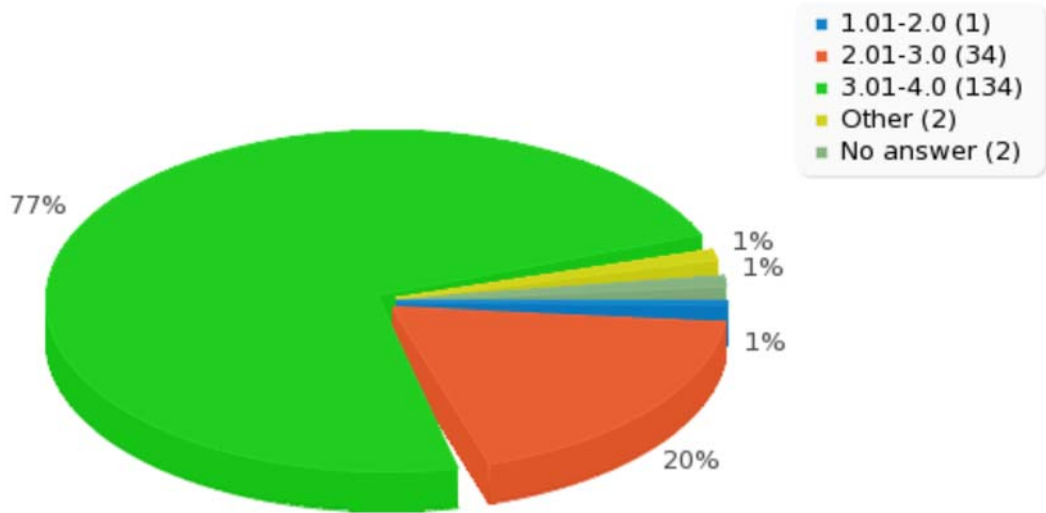
Answer	Count	Percentage
0 (7)	11	6.36%
1 (1)	33	19.08%
2 (2)	51	29.48%
3 (3)	42	24.28%
4 (4)	24	13.87%
5 (5)	9	5.20%
6 (6)	1	0.58%
Other <a href="#">Browse</a>	0	0.00%
No answer	2	1.16%
Non completed	0	0.00%



## Field summary for 4

## What is your current GPA?

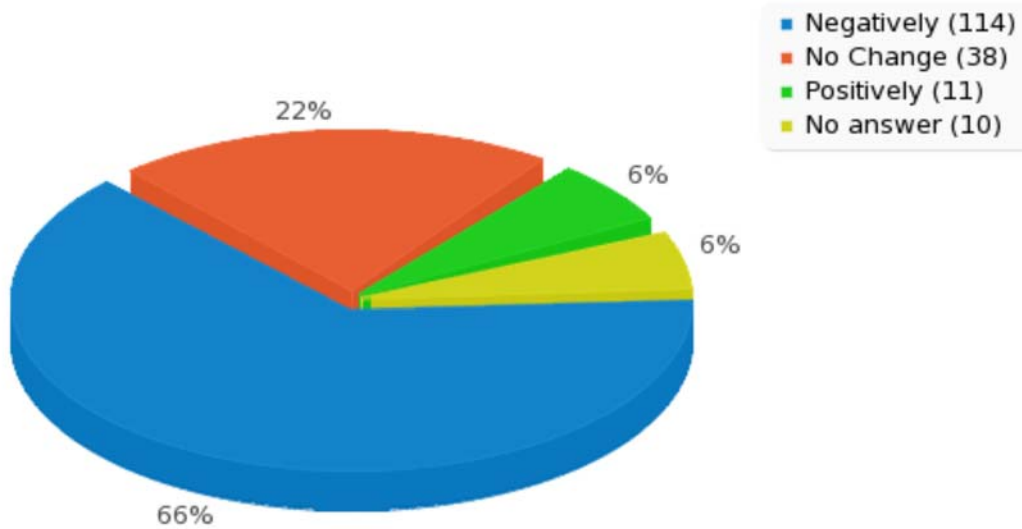
Answer	Count	Percentage
0.0-1.0 (1)	0	0.00%
1.01-2.0 (2)	1	0.58%
2.01-3.0 (3)	34	19.65%
3.01-4.0 (4)	134	77.46%
Other <a href="#">Browse</a>	2	1.16%
No answer	2	1.16%
Non completed	0	0.00%



## Field summary for 3

How did the implementation of the plus/minus grading system affect your grades last semester?

Answer	Count	Percentage
Negatively (1)	114	65.90%
No Change (2)	38	21.97%
Positively (3)	11	6.36%
No answer	10	5.78%
Non completed	0	0.00%



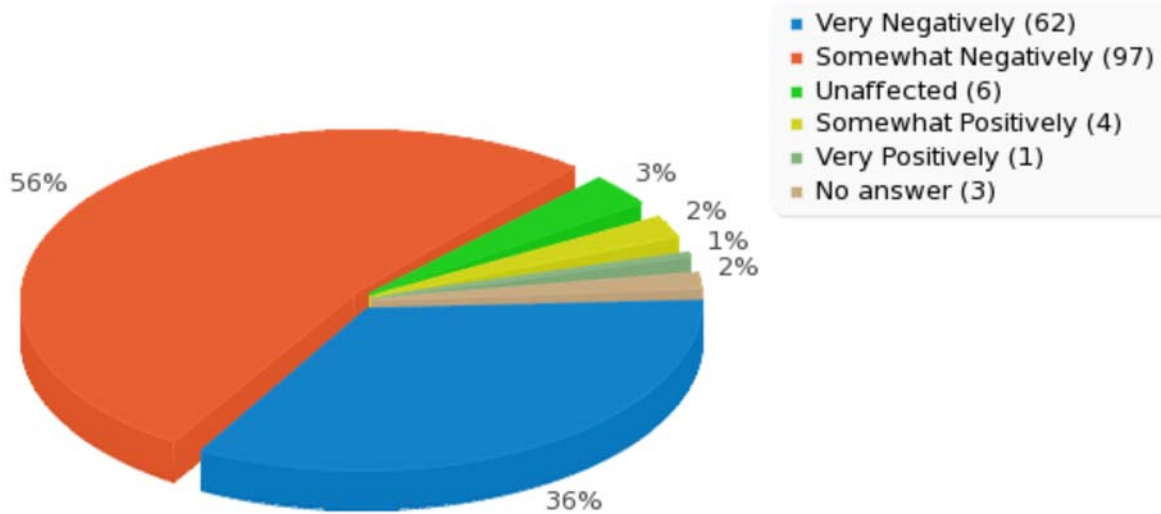
Q4 - What is your current GPA? Other:

1. 3.7
2. 3.94

## Field summary for 5(1)

[How do you feel that the use of the plus/minus system will affect your grades over time?]

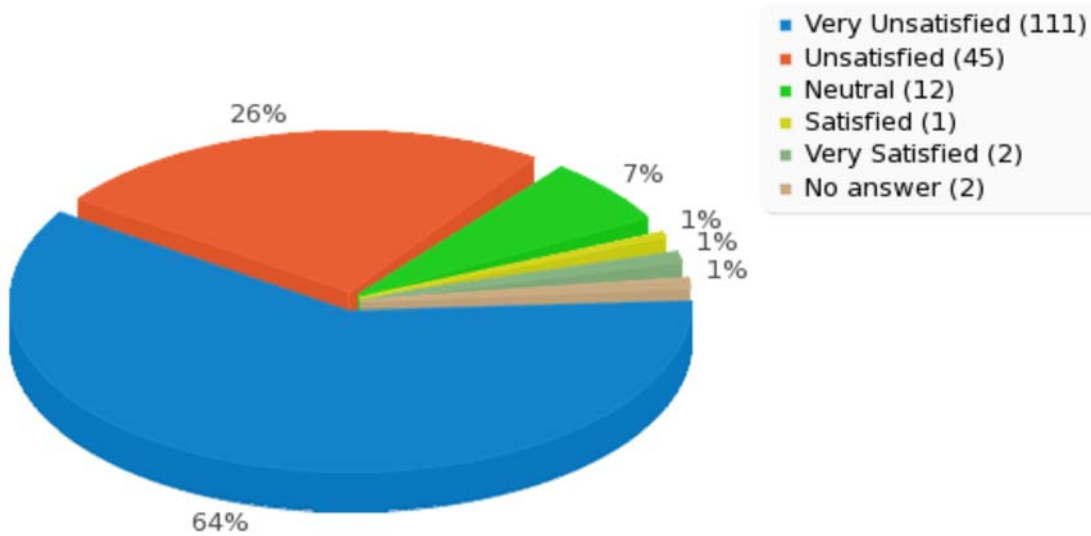
Answer	Count	Percentage
Very Negatively (1)	62	35.84%
Somewhat Negatively (2)	97	56.07%
Unaffected (3)	6	3.47%
Somewhat Positively (4)	4	2.31%
Very Positively (5)	1	0.58%
No answer	3	1.73%
Non completed	0	0.00%



## Field summary for 6(1)

[How satisfied are you with the university's decision to implement the plus/minus grading system?]

Answer	Count	Percentage
Very Unsatisfied (1)	111	64.16%
Unsatisfied (2)	45	26.01%
Neutral (3)	12	6.94%
Satisfied (4)	1	0.58%
Very Satisfied (5)	2	1.16%
No answer	2	1.16%
Non completed	0	0.00%

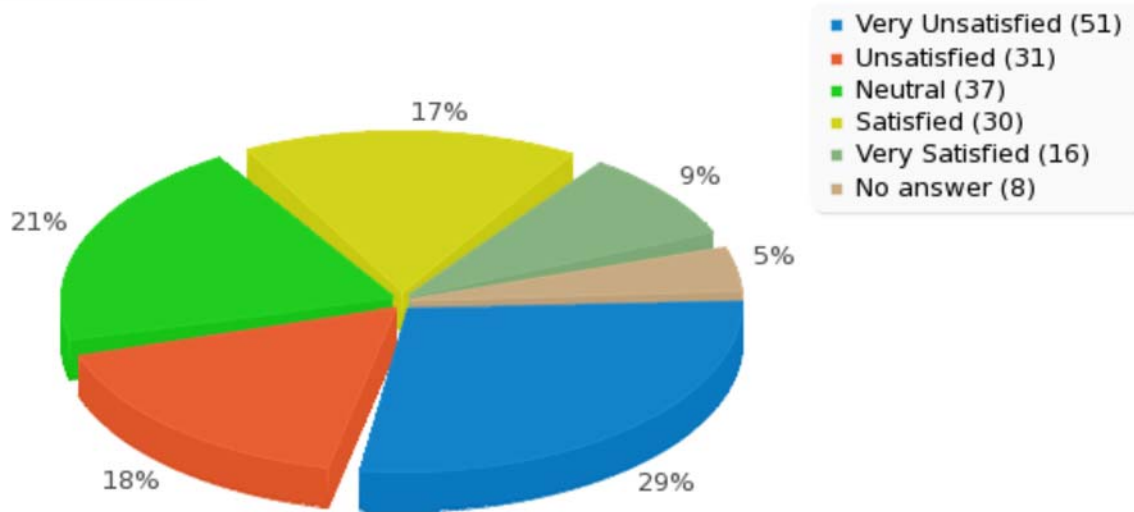




## Field summary for 6(2)

[How satisfied are you with the current option that allows faculty to choose whether or not to use the plus/minus system?]

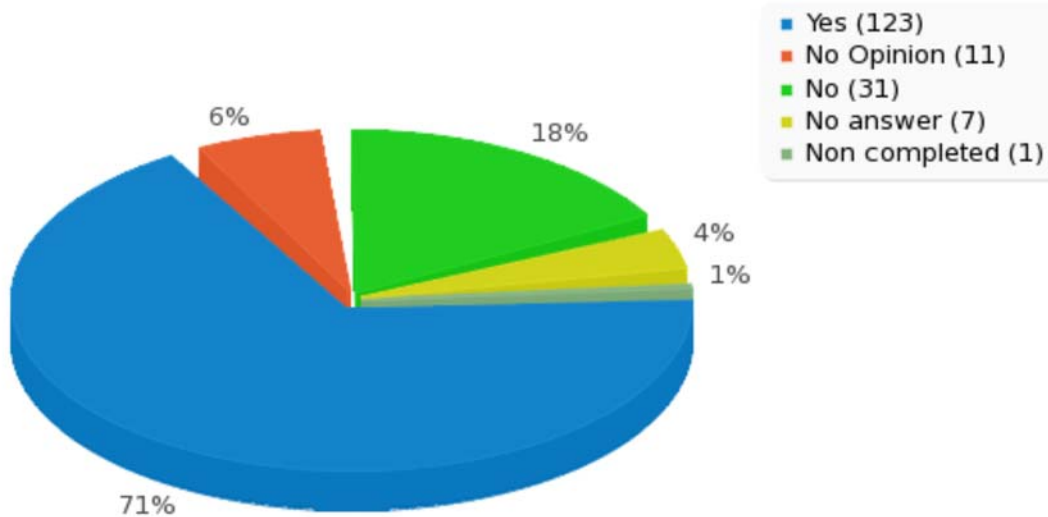
Answer	Count	Percentage
Very Unsatisfied (1)	51	29.48%
Unsatisfied (2)	31	17.92%
Neutral (3)	37	21.39%
Satisfied (4)	30	17.34%
Very Satisfied (5)	16	9.25%
No answer	8	4.62%
Non completed	0	0.00%



## Field summary for 8

Would you prefer a more standardized grading system (courses either all use the plus/minus system or all use the old grading scale)?

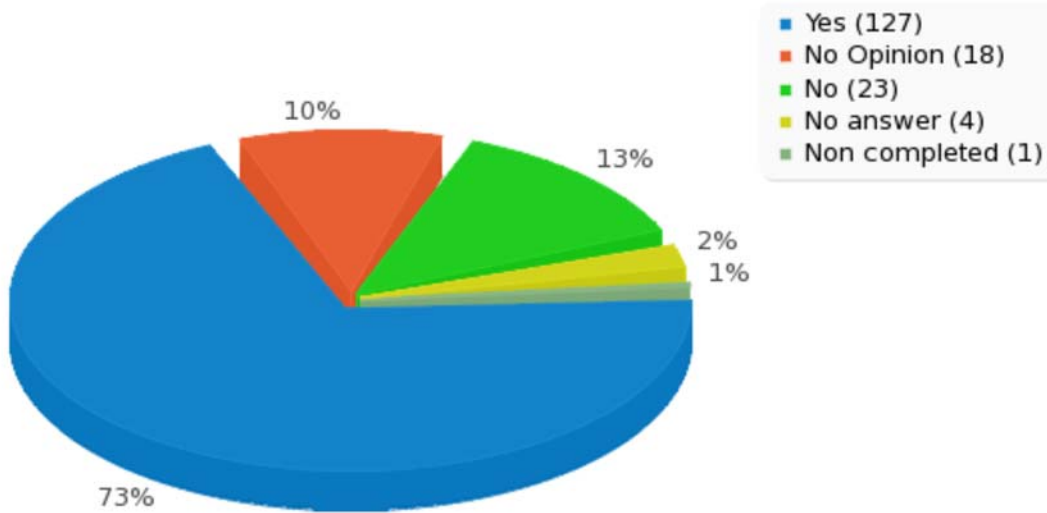
Answer	Count	Percentage
Yes (1)	123	71.10%
No Opinion (2)	11	6.36%
No (3)	31	17.92%
No answer	7	4.05%
Non completed	1	0.58%



## Field summary for 9

Would you like to see courses taught in multiple sections by multiple instructors either all use or all not use the plus/minus grading system?

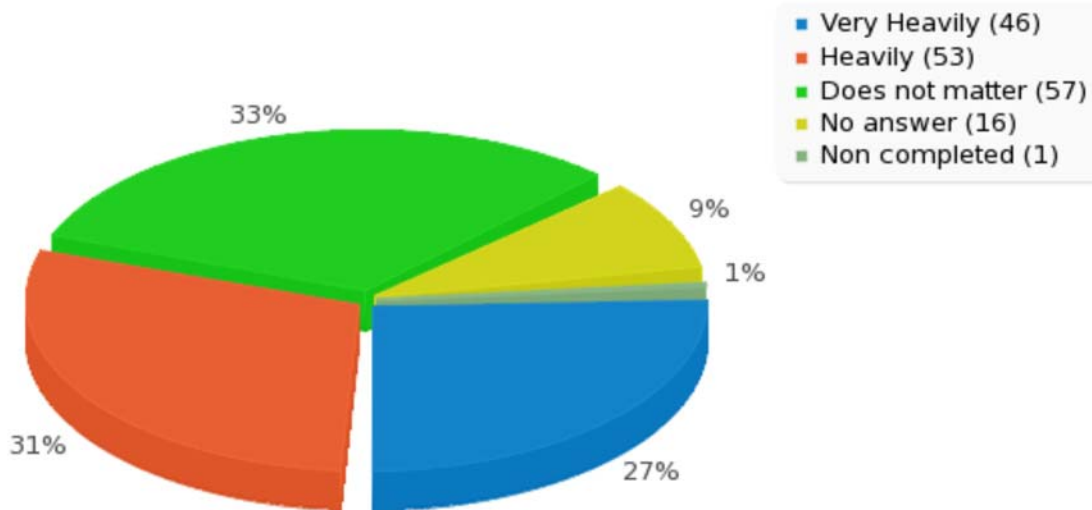
Answer	Count	Percentage
Yes (1)	127	73.41%
No Opinion (2)	18	10.40%
No (3)	23	13.29%
No answer	4	2.31%
Non completed	1	0.58%



## Field summary for 10

How heavily does a professors choice to use the plus/minus grading system affect your decision to take their course?

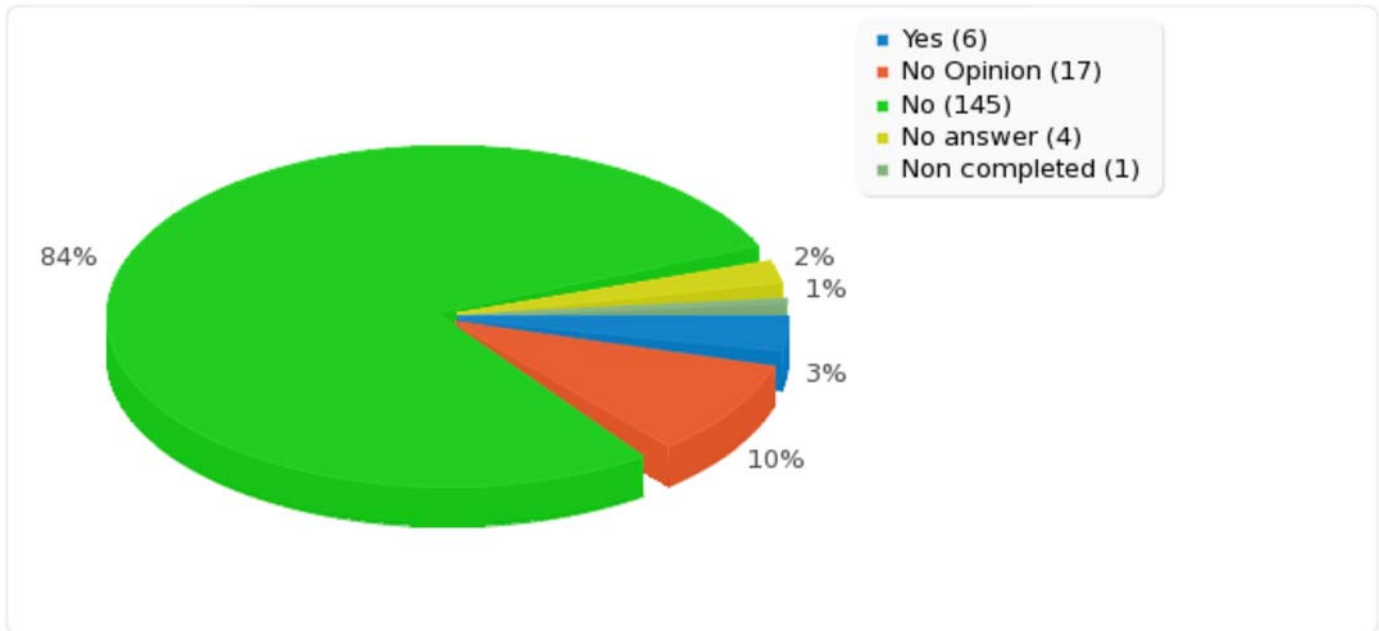
Answer	Count	Percentage
Very Heavily (1)	46	26.59%
Heavily (2)	53	30.64%
Does not matter (3)	57	32.95%
No answer	16	9.25%
Non completed	1	0.58%



## Field summary for 11

Would you like the plus/minus grading system to remain in use at Missouri State University?

Answer	Count	Percentage
Yes (1)	6	3.47%
No Opinion (2)	17	9.83%
No (3)	145	83.82%
No answer	4	2.31%
Non completed	1	0.58%



## Field summary for 12

What is your class rank, based upon the number of years you have been in college rather than hours?

Answer	Count	Percentage
Freshman (1)	43	24.86%
Sophomore (2)	60	34.68%
Junior (3)	37	21.39%
Senior (4)	27	15.61%
Graduate (5)	3	1.73%
Non-Traditional (6)	0	0.00%
Post-Baccalaureate (7)	0	0.00%
Other <a href="#">Browse</a>	0	0.00%
No answer	2	1.16%
Non completed	1	0.58%

