

## ASI Fall 2009 Survey

### Description:

Date Created: 10/20/2009 11:41:33 AM

Date Range: 10/27/2009 12:00:00 AM - 6/30/2010 11:59:00 PM

Total Respondents: 2032

Q1. What is your age?			
Count	Percent		
1643	81.06%		18 - 24
297	14.65%		25 - 35
87	4.29%		35+
2027	Respondents		

Q2. What is your gender?			
Count	Percent		
712	35.55%		Male
1281	63.95%		Female
10	0.50%		Transgender
2003	Respondents		

Q3. In which college are you currently enrolled?			
Count	Percent		
292	14.79%		Arts & Letters
542	27.46%		Business Administration
106	5.37%		Education
103	5.22%		Engineering & Computer Science
280	14.18%		Health & Human Services
157	7.95%		Natural Science & Mathematics
294	14.89%		Social Sciences & Interdisciplinary Studies
200	10.13%		Undeclared
1974	Respondents		

Q4. How many units are you taking this semester?

Count	Percent	
104	5.17%	1 - 6 units
152	7.55%	7 - 11 units
1757	87.28%	12+ units
2013	Respondents	

Q5. What is your current class level?

Count	Percent	
471	23.49%	Freshman
301	15.01%	Sophomore
596	29.73%	Junior
503	25.09%	Senior
134	6.68%	Graduate student
2005	Respondents	

Q6. How many hours do you work per week?

Count	Percent	
723	36.11%	None
226	11.29%	1 - 10 hours
447	22.33%	11 - 20 hours
352	17.58%	21 - 30 hours
254	12.69%	More than 30 hours
2002	Respondents	

Q7. How many times have you used the following ASI programs and services in the past year? - Aquatics Center

Count	Percent	
1633	82.68%	0
203	10.28%	1 - 2
37	1.87%	3 - 5
15	0.76%	6 - 10
14	0.71%	11 - 19
73	3.70%	20+
1975	Respondents	

Q8. How many times have you used the following ASI programs and services in the past year? - Children's Center

Count	Percent
1852	93.87%
45	2.28%
10	0.51%
1	0.05%
3	0.15%
62	3.14%
1973	Respondents

Q9. How many times have you used the following ASI programs and services in the past year? - Peak Adventures

Count	Percent
1532	77.77%
361	18.32%
54	2.74%
9	0.46%
7	0.36%
7	0.36%
1970	Respondents

Q10. How many times have you used the following ASI programs and services in the past year? - Office of Governmental Affairs

Count	Percent
1791	91.52%
115	5.88%
26	1.33%
6	0.31%
3	0.15%
16	0.82%
1957	Respondents

Q11. How many times have you used the following ASI programs and services in the past year? - Government and Leadership

Count	Percent
1777	90.94%
101	5.17%
35	1.79%
10	0.51%
8	0.41%
23	1.18%
1954	Respondents

Q12. How many times have you used the following ASI Student Life programs and services in the past year? - Community Service

Count	Percent
1738	88.58%
141	7.19%
44	2.24%
18	0.92%
9	0.46%
12	0.61%
1962	Respondents

Q13. How many times have you used the following ASI Student Life programs and services in the past year? - Green Sting

Count	Percent
1874	95.56%
52	2.65%
15	0.76%
6	0.31%
3	0.15%
11	0.56%
1961	Respondents

Q14. How many times have you used the following ASI Student Life programs and services in the past year? - KSSU Radio

Count	Percent
1744	89.16%
123	6.29%
38	1.94%
15	0.77%
3	0.15%
33	1.69%
1956	Respondents

Q15. How many times have you used the following ASI Student Life programs and services in the past year? - Safe Rides

Count	Percent
1641	83.60%
184	9.37%
77	3.92%
26	1.32%
9	0.46%
26	1.32%
1963	Respondents

Q16. How many times have you used the following ASI Student Life programs and services in the past year? - Student Life and Service Center

Count	Percent
1653	84.34%
215	10.97%
56	2.86%
19	0.97%
4	0.20%
13	0.66%
1960	Respondents

Q17. If you haven't used ASI's programs and services, what is the reason?

Count	Percent	
654	34.88%	I don't have the free time (commute, work, etc.)
234	12.48%	I'm not interested in the provided programs and services.
638	34.03%	I was not aware of ASI's programs and services.
206	10.99%	Other reason (please specify)
143	7.63%	Not applicable - I have used ASI's programs and services.
1875		Respondents







Q18. Please indicate your level of satisfaction with the following programs, and whether or not you knew these programs were a part of Associated Students, Inc.: - Aquatics Center

Count	Percent	
218	11.87%	Satisfaction Very satisfied
131	7.14%	Moderately satisfied
175	9.53%	Neither satisfied nor dissatisfied
11	0.60%	Moderately dissatisfied
19	1.03%	Very dissatisfied
1282	69.83%	Don't know
1836		Respondents







Q19. Please indicate your level of satisfaction with the following programs, and whether or not you knew these programs were a part of Associated Students, Inc.: - Children's Center

Count	Percent	
117	6.40%	Satisfaction Very satisfied
63	3.44%	Moderately satisfied
170	9.29%	Neither satisfied nor dissatisfied
3	0.16%	Moderately dissatisfied
14	0.77%	Very dissatisfied
1462	79.93%	Don't know
1829		Respondents







Q20. Please indicate your level of satisfaction with the following programs, and whether or not you knew these programs were a part of Associated Students, Inc.: - Peak Adventures

Count	Percent	
228	12.47%	 Satisfaction Very satisfied
193	10.55%	 Moderately satisfied
180	9.84%	 Neither satisfied nor dissatisfied
11	0.60%	 Moderately dissatisfied
19	1.04%	 Very dissatisfied
1198	65.50%	 Don't know
1829		Respondents



Q21. Please indicate your level of satisfaction with the following programs, and whether or not you knew these programs were a part of Associated Students, Inc.: - Office of Governmental Affairs

Count	Percent	
65	3.59%	 Satisfaction Very satisfied
75	4.14%	 Moderately satisfied
198	10.93%	 Neither satisfied nor dissatisfied
16	0.88%	 Moderately dissatisfied
29	1.60%	 Very dissatisfied
1429	78.86%	 Don't know
1812		Respondents

Q22. Please indicate your level of satisfaction with the following programs, and whether or not you knew these programs were a part of Associated Students, Inc.: - Government and Leadership

Count	Percent	
63	3.47%	 Satisfaction Very satisfied
85	4.69%	 Moderately satisfied
198	10.92%	 Neither satisfied nor dissatisfied
11	0.61%	 Moderately dissatisfied
30	1.65%	 Very dissatisfied
1427	78.67%	 Don't know
1814		Respondents

Q23. Please indicate your level of satisfaction with the following programs, and whether or not you knew these programs were a part of Associated Students, Inc.: - Aquatics Center

Count	Percent	
596	33.30%	 Did you know it was part of ASI? Yes
1194	66.70%	 No
1790		Respondents

Q24. Please indicate your level of satisfaction with the following programs, and whether or not you knew these programs were a part of Associated Students, Inc.: - Children's Center		
Count	Percent	
602	33.65%	Did you know it was part of ASI? Yes
1187	66.35%	No
1789		Respondents

Q25. Please indicate your level of satisfaction with the following programs, and whether or not you knew these programs were a part of Associated Students, Inc.: - Peak Adventures		
Count	Percent	
632	35.33%	Did you know it was part of ASI? Yes
1157	64.67%	No
1789		Respondents

Q26. Please indicate your level of satisfaction with the following programs, and whether or not you knew these programs were a part of Associated Students, Inc.: - Office of Governmental Affairs		
Count	Percent	
623	34.82%	Did you know it was part of ASI? Yes
1166	65.18%	No
1789		Respondents

Q27. Please indicate your level of satisfaction with the following programs, and whether or not you knew these programs were a part of Associated Students, Inc.: - Government and Leadership		
Count	Percent	
641	35.83%	Did you know it was part of ASI? Yes
1148	64.17%	No
1789		Respondents

Q28. Please indicate your level of satisfaction with the following ASI Student Life programs and services, and whether or not you knew these programs were a part of Associated Students, Inc.: - Community Service		
Count	Percent	
84	4.63%	Satisfaction Very satisfied
90	4.96%	Moderately satisfied
192	10.58%	Neither satisfied nor dissatisfied
10	0.55%	Moderately dissatisfied
23	1.27%	Very dissatisfied
1415	78.00%	Don't know
1814		Respondents



Q29. Please indicate your level of satisfaction with the following ASI Student Life programs and services, and whether or not you knew these programs were a part of Associated Students, Inc.: - Green Sting

Count	Percent	
50	2.76%	Satisfaction Very satisfied
55	3.04%	Moderately satisfied
182	10.06%	Neither satisfied nor dissatisfied
11	0.61%	Moderately dissatisfied
23	1.27%	Very dissatisfied
1489	82.27%	Don't know
1810		Respondents

Q30. Please indicate your level of satisfaction with the following ASI Student Life programs and services, and whether or not you knew these programs were a part of Associated Students, Inc.: - KSSU Radio

Count	Percent	
105	5.78%	Satisfaction Very satisfied
101	5.56%	Moderately satisfied
189	10.41%	Neither satisfied nor dissatisfied
6	0.33%	Moderately dissatisfied
18	0.99%	Very dissatisfied
1397	76.93%	Don't know
1816		Respondents

Q31. Please indicate your level of satisfaction with the following ASI Student Life programs and services, and whether or not you knew these programs were a part of Associated Students, Inc.: - Safe Rides

Count	Percent	
175	9.60%	Satisfaction Very satisfied
173	9.50%	Moderately satisfied
158	8.67%	Neither satisfied nor dissatisfied
13	0.71%	Moderately dissatisfied
24	1.32%	Very dissatisfied
1279	70.20%	Don't know
1822		Respondents

Q32. Please indicate your level of satisfaction with the following ASI Student Life programs and services, and whether or not you knew these programs were a part of Associated Students, Inc.: - Student Life and Service Center

Count	Percent	Satisfaction
89	4.91%	Very satisfied
123	6.79%	Moderately satisfied
200	11.04%	Neither satisfied nor dissatisfied
8	0.44%	Moderately dissatisfied
27	1.49%	Very dissatisfied
1365	75.33%	Don't know
1812		Respondents

Q33. Please indicate your level of satisfaction with the following ASI Student Life programs and services, and whether or not you knew these programs were a part of Associated Students, Inc.: - Community Service

Count	Percent	Did you know it was part of ASI?
549	30.72%	Yes
1238	69.28%	No
1787		Respondents

Q34. Please indicate your level of satisfaction with the following ASI Student Life programs and services, and whether or not you knew these programs were a part of Associated Students, Inc.: - Green Sting

Count	Percent	Did you know it was part of ASI?
543	30.40%	Yes
1243	69.60%	No
1786		Respondents



Q35. Please indicate your level of satisfaction with the following ASI Student Life programs and services, and whether or not you knew these programs were a part of Associated Students, Inc.: - KSSU Radio

Count	Percent	Did you know it was part of ASI?
587	32.87%	Yes
1199	67.13%	No
1786		Respondents



Q36. Please indicate your level of satisfaction with the following ASI Student Life programs and services, and whether or not you knew these programs were a part of Associated Students, Inc.: - Safe Rides

Count	Percent	Did you know it was part of ASI?
610	34.15%	Yes
1176	65.85%	No
1786		Respondents

Q37. Please indicate your level of satisfaction with the following ASI Student Life programs and services, and whether or not you knew these programs were a part of Associated Students, Inc.: - Student Life and Service Center

Count	Percent	Did you know it was part of ASI?	Yes	No
595	33.31%			
1191	66.69%			
1786	Respondents			



Q38. Do you have any additional comments regarding the programs?

Count	Percent	Yes (please explain)	No
261	15.91%		
1379	84.09%		
1640	Respondents		

Q39. What suggestions do you have for Associated Students, Inc.?

Count	Percent
565	100.00%
565	Respondents

Q40. Would you like more information about Associated Students, Inc.?

Count	Percent	Yes (please provide your e-mail address to receive the ASI e-newsletter, which will include periodic event and news updates)	No
403	21.75%		
1450	78.25%		
1853	Respondents		