





# ASI Spring 11 Green Team Survey



Description:







Date Created: 3/16/2011 2:50:14 PM









Date Range: 3/21/2011 12:00:00 AM - 5/27/2011 11:59:00 PM

Total Respondents: 466

Q1. What is your gender?			
Count	Percent		
218	46.78%		Male
240	51.50%		Female
7	1.50%		Other
1	0.21%		Prefer not to respond
466	Respondents		

Q2. Do you live on campus or off campus?			
Count	Percent		
49	10.52%		On campus
417	89.48%		Off campus
466	Respondents		

Q3. What is your year in school?			
Count	Percent		
64	13.73%		1
63	13.52%		2
99	21.24%		3
112	24.03%		4
103	22.10%		5 or more
25	5.36%		Graduate student
466	Respondents		

Q4. Which college do you belong to? (Check all that apply)					
Count	Respondent %	Response %			
69	14.81%	14.00%		Arts and Letters	
97	20.82%	19.68%		Business Administration	
23	4.94%	4.67%		Education	
33	7.08%	6.69%		Engineering and Computer Science	
105	22.53%	21.30%		Health and Human Services	
31	6.65%	6.29%		Natural Science and Mathematics	
108	23.18%	21.91%		Social Sciences and Interdisciplinary Studies	
27	5.79%	5.48%		Undeclared	
466	Respondents				
493	Responses				

Q5. Please indicate your level of agreement with the following statements: - I find it easy to recycle on campus.

Count	Percent		
123	26.39%		Strongly agree
172	36.91%		Moderately agree
113	24.25%		Neither agree nor disagree
45	9.66%		Moderately disagree
13	2.79%		Strongly disagree
466	Respondents		

Q6. Please indicate your level of agreement with the following statements: - I recycle when I am off of campus.

Count	Percent		
209	44.85%		Strongly agree
139	29.83%		Moderately agree
73	15.67%		Neither agree nor disagree
29	6.22%		Moderately disagree
16	3.43%		Strongly disagree
466	Respondents		

Q7. Please indicate your level of agreement with the following statements: - I would like to see an organic student-run garden on campus.

Count	Percent		
175	37.55%		Strongly agree
107	22.96%		Moderately agree
156	33.48%		Neither agree nor disagree
17	3.65%		Moderately disagree
11	2.36%		Strongly disagree
466	Respondents		

Q8. Please indicate your level of agreement with the following statements: - I would like to see a farmers market on campus.

Count	Percent		
247	53.00%		Strongly agree
103	22.10%		Moderately agree
89	19.10%		Neither agree nor disagree
17	3.65%		Moderately disagree
10	2.15%		Strongly disagree
466	Respondents		

Q9. Please indicate your level of agreement with the following statements: - Campus food vendors should use more sustainable practices such as compostable food containers.

Count	Percent		
226	48.50%		Strongly agree
136	29.18%		Moderately agree
83	17.81%		Neither agree nor disagree
13	2.79%		Moderately disagree
8	1.72%		Strongly disagree
466	Respondents		

Q10. Please indicate your level of agreement with the following statements: - Campus food vendors should use reusable plates.

Count	Percent		
178	38.20%		Strongly agree
105	22.53%		Moderately agree
115	24.68%		Neither agree nor disagree
36	7.73%		Moderately disagree
32	6.87%		Strongly disagree
466	Respondents		

Q11. Please indicate your level of agreement with the following statements: - Campus food vendors should ban styrofoam.

Count	Percent		
181	38.84%		Strongly agree
86	18.45%		Moderately agree
145	31.12%		Neither agree nor disagree
27	5.79%		Moderately disagree
27	5.79%		Strongly disagree
466	Respondents		

Q12. Please indicate your level of agreement with the following statements: - I would like to see a portion of my student fees go towards campus sustainability.

Count	Percent		
113	24.25%		Strongly agree
123	26.39%		Moderately agree
148	31.76%		Neither agree nor disagree
40	8.58%		Moderately disagree
42	9.01%		Strongly disagree
466	Respondents		

Q13. Please indicate your level of agreement with the following statements: - I would volunteer my time to aid sustainability projects around campus.

Count	Percent		
77	16.52%		Strongly agree
123	26.39%		Moderately agree
153	32.83%		Neither agree nor disagree
72	15.45%		Moderately disagree
41	8.80%		Strongly disagree
466	Respondents		

Q14. Please indicate your level of agreement with the following statements: - There should be more recycling bins on campus.

Count	Percent		
188	40.34%		Strongly agree
157	33.69%		Moderately agree
94	20.17%		Neither agree nor disagree
17	3.65%		Moderately disagree
10	2.15%		Strongly disagree
466	Respondents		

Q15. Please indicate your level of agreement with the following statements: - There should be more recycling explanations on containers.

Count	Percent		
146	31.33%		Strongly agree
139	29.83%		Moderately agree
137	29.40%		Neither agree nor disagree
32	6.87%		Moderately disagree
12	2.58%		Strongly disagree
466	Respondents		

Q16. Please indicate your level of agreement with the following statements: - Sac State is a sustainable campus.

Count	Percent		
54	11.59%		Strongly agree
133	28.54%		Moderately agree
206	44.21%		Neither agree nor disagree
54	11.59%		Moderately disagree
19	4.08%		Strongly disagree
466	Respondents		

Q17. Please rank the priority of the following issues: (1 being highest, 6 being lowest) - Recycling

Count	Percent		
163	34.98%		1
153	32.83%		2
69	14.81%		3
35	7.51%		4
25	5.36%		5
21	4.51%		6
466	Respondents		

Q18. Please rank the priority of the following issues: (1 being highest, 6 being lowest) - Composting

Count	Percent		
12	2.58%		1
56	12.02%		2
96	20.60%		3
103	22.10%		4
106	22.75%		5
93	19.96%		6
466	Respondents		

Q19. Please rank the priority of the following issues: (1 being highest, 6 being lowest) - On-campus garden

Count	Percent		
19	4.08%		1
37	7.94%		2
70	15.02%		3
75	16.09%		4
111	23.82%		5
154	33.05%		6
466	Respondents		

Q20. Please rank the priority of the following issues: (1 being highest, 6 being lowest) - Energy efficiency

Count	Percent		
159	34.12%		1
103	22.10%		2
68	14.59%		3
79	16.95%		4
41	8.80%		5
16	3.43%		6
466	Respondents		

Q21. Please rank the priority of the following issues: (1 being highest, 6 being lowest) - Food and beverage containers

Count	Percent		
27	5.79%		1
61	13.09%		2
112	24.03%		3
100	21.46%		4
97	20.82%		5
69	14.81%		6
466	Respondents		

Q22. Please rank the priority of the following issues: (1 being highest, 6 being lowest) - Farmer's market

Count	Percent		
86	18.49%		1
56	12.04%		2
51	10.97%		3
74	15.91%		4
86	18.49%		5
112	24.09%		6
465	Respondents		

Q23. What are some additional high priority issues not listed?

Count	Percent	
36	100.00%	
36	Respondents	

Q24. Would you like to learn more about the ASI green team projects?

Count	Percent		
101	21.67%		Yes (please provide your e-mail address)
365	78.33%		No
466	Respondents		

Q25. Do you have any additional comments or suggestions?

Count	Percent		
9	1.93%		Yes (please explain)
457	98.07%		No
466	Respondents		